

Patient Care Assistants* in Minneapolis-St. Paul-Bloomington, MN-WI

*Job titles used in government data sources are slightly different from the one you've chosen. This report uses data from the closest matching official classifications (listed below) as a proxy for Patient Care Assistants data.

Nursing Assistants

Medical Assistants

Workforce Development Board of Central Ohio



2338 N. 27th St.
Milwaukee, Wisconsin 53210

Contents

What is Emsi Data?	1
Report Parameters	2
Executive Summary	3
Supply (Jobs)	4
Compensation	7
Demand (Job Postings)	8
Graduate Pipeline	10

What is Emsi Data?

Emsi data is a hybrid dataset derived from official government sources such as the US Census Bureau, Bureau of Economic Analysis, and Bureau of Labor Statistics. Leveraging the unique strengths of each source, our data modeling team creates an authoritative dataset that captures more than 99% of all workers in the United States. This core offering is then enriched with data from online social profiles, resumes, and job postings to give you a complete view of the workforce.

Emsi data is frequently cited in major publications such as *The Atlantic*, *Forbes*, *Harvard Business Review*, *The New York Times*, *The Wall Street Journal*, and *USA Today*.

The Atlantic

Forbes

**Harvard
Business
Review**

*The
New York
Times*

WSJ

 **USA
TODAY**

Report Parameters

1 Job Title

Patient Care Assistants

1 MSA

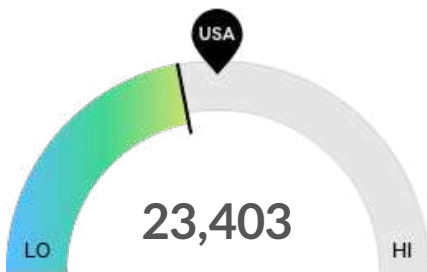
33460 Minneapolis-St. Paul-Bloomington, MN-WI

The information in this report pertains to the chosen job title and geographical area.



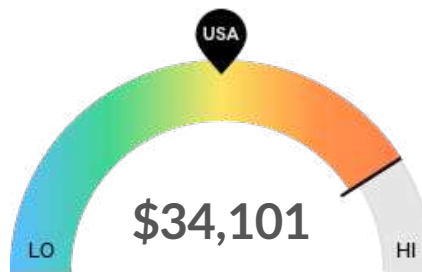
Executive Summary

Average Hiring Competition Over a Thin Supply of Regional Talent



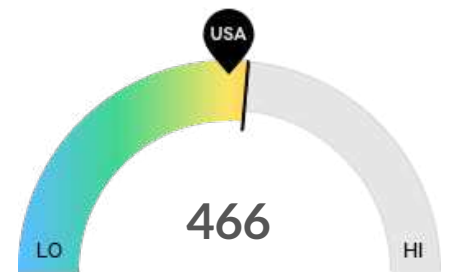
Supply (Jobs)

Minneapolis-St. Paul-Bloomington, MN-WI is not a hotspot for this kind of talent. The national average for an area this size is 28,065* employees, while there are 23,403 here.



Compensation

The cost for talent is high in Minneapolis-St. Paul-Bloomington, MN-WI. The national median salary for Patient Care Assistants is \$28,025, while you'll pay \$34,101 here.



Demand (Job Postings)

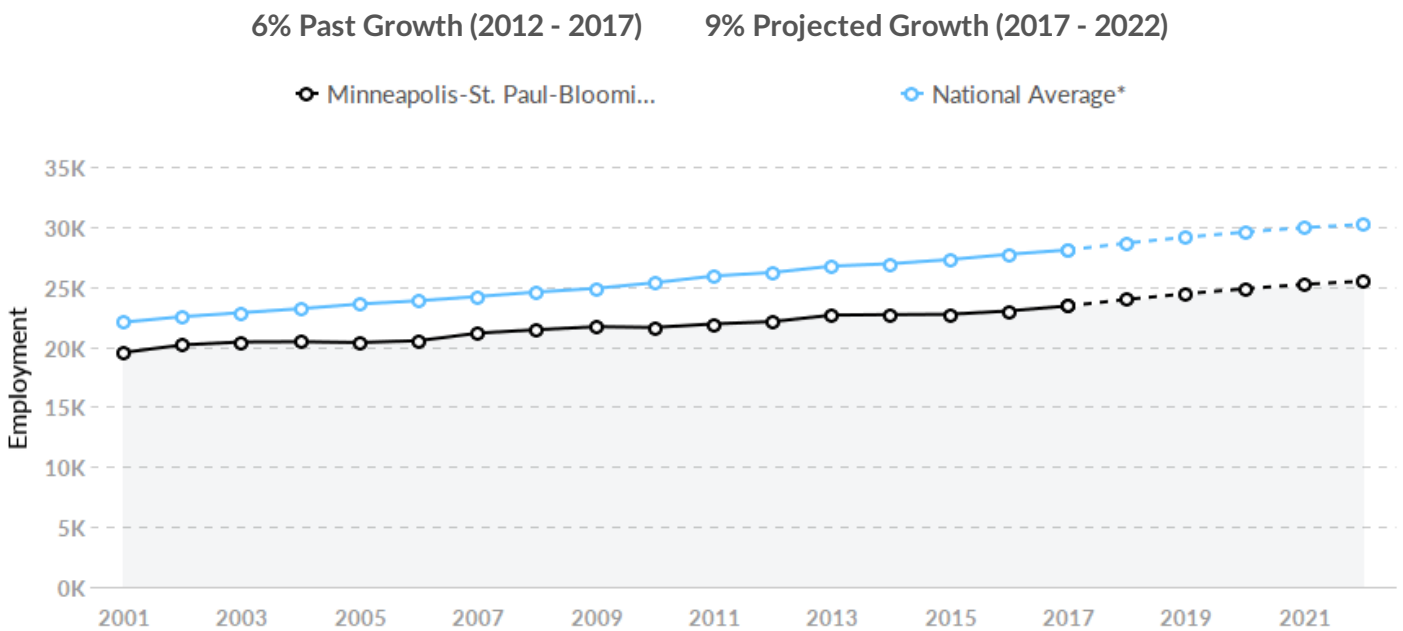
Competition from online job postings is about average in Minneapolis-St. Paul-Bloomington, MN-WI. The national average for an area this size is 428* job postings/mo, while there are 466 here.

*National average values are derived by taking the national value for Patient Care Assistants and scaling it down to account for the difference in overall workforce size between the nation and Minneapolis-St. Paul-Bloomington, MN-WI. In other words, the values represent the national average adjusted for region size.

Supply (Jobs)

Supply Is Lower Than the National Average

The regional vs. national average employment helps you understand if the supply of Patient Care Assistants is a strength or weakness for Minneapolis-St. Paul-Bloomington, MN-WI, and how it is changing relative to the nation. An average area of this size would have 28,065* employees, while there are 23,402 here. This lower than expected supply may make it more difficult to find candidates. The gap between expected and actual employment is expected to remain roughly the same over the next 5 years.



*National average values are derived by taking the national value for Patient Care Assistants and scaling it down to account for the difference in overall workforce size between the nation and Minneapolis-St. Paul-Bloomington, MN-WI. In other words, the values represent the national average adjusted for region size.

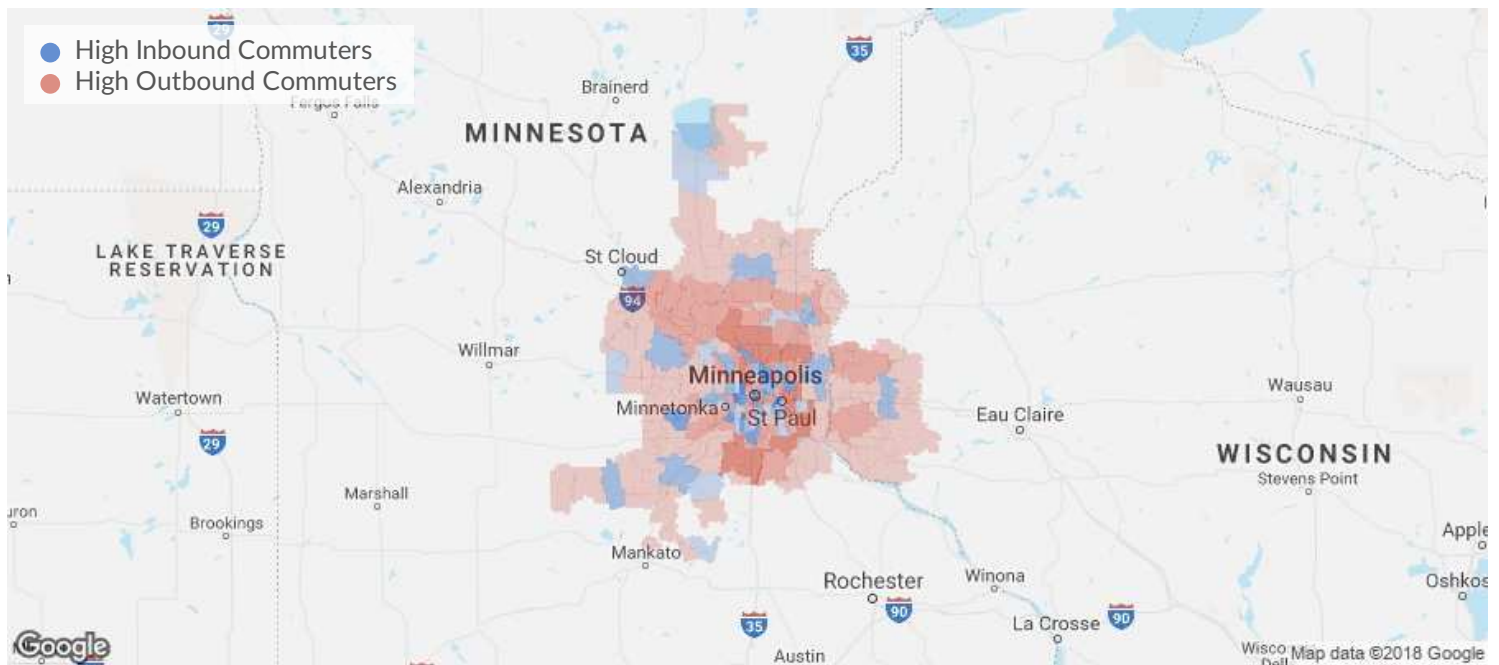
Most Talent is Found in the Nursing Care Facilities (Skilled Nursing Facilities) Sector

The Nursing Care Facilities (Skilled Nursing Facilities) industry sector employs 33% of all Patient Care Assistants. Runners up are Offices of Physicians (19%), and General Medical and Surgical Hospitals (19%).

Supply (Jobs) - Cont.

Place of Work vs Place of Residence

Understanding where talent in Minneapolis-St. Paul-Bloomington, MN-WI currently works compared to where talent lives can help you optimize site decisions. For example, the #1 ranked ZIP for employment ranks #65 for resident workers. The top ZIP for resident workers is 55106.



Where Talent Works

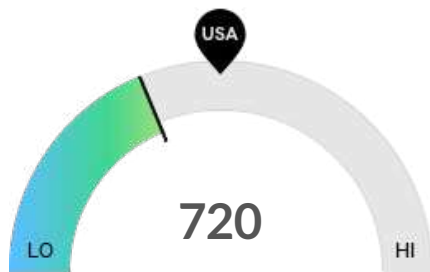
ZIP	Name	2017 Employment
55102	Saint Paul, MN (in Ram...	901
55435	Minneapolis, MN (in H...	840
55404	Minneapolis, MN (in H...	740
55426	Minneapolis, MN (in H...	645
55422	Minneapolis, MN (in H...	623

Where Talent Lives

ZIP	Name	2017 Workers
55106	Saint Paul, MN (in Ram...	374
55112	Saint Paul, MN (in Ram...	321
55125	Saint Paul, MN (in Was...	309
55303	Anoka, MN (in Anoka c...	306
55119	Saint Paul, MN (in Ram...	303

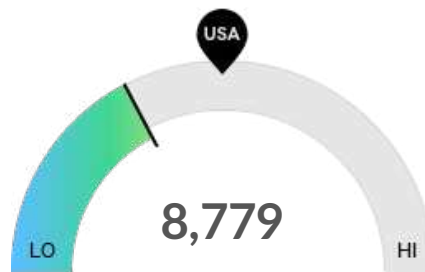
Supply (Jobs) - Cont.

Retirement Risk Is Low, While Overall Diversity Is Low



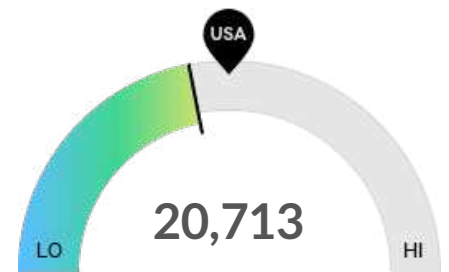
Retiring Soon

Retirement risk is low in Minneapolis-St. Paul-Bloomington, MN-WI. The national average for an area this size is 1,064* employees 65 or older, while there are 720 here.



Racial Diversity

Racial diversity is low in Minneapolis-St. Paul-Bloomington, MN-WI. The national average for an area this size is 14,322* racially diverse employees, while there are 8,779 here.



Gender Diversity

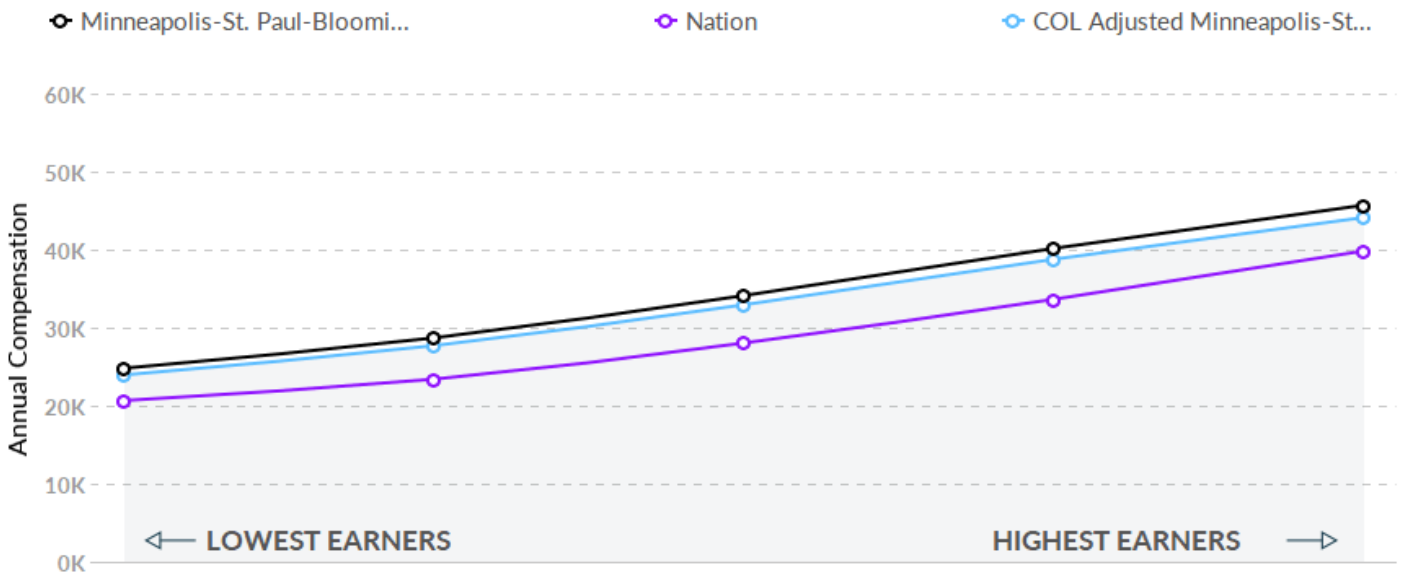
Gender diversity is low in Minneapolis-St. Paul-Bloomington, MN-WI. The national average for an area this size is 24,880* female employees, while there are 20,713 here.

*National average values are derived by taking the national value for Patient Care Assistants and scaling it down to account for the difference in overall workforce size between the nation and Minneapolis-St. Paul-Bloomington, MN-WI. In other words, the values represent the national average adjusted for region size.

Compensation

Talent Is 22% More Expensive, While the Cost of Living Should Make Attraction Easier

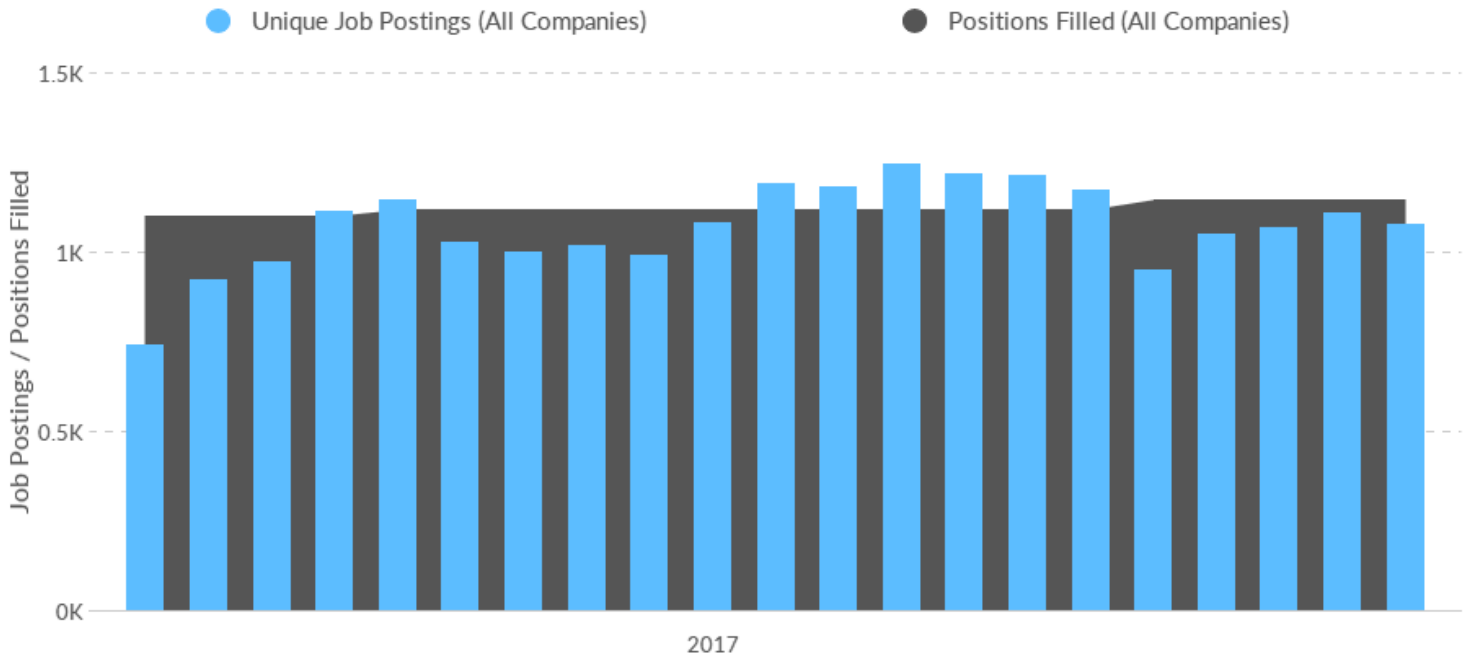
In 2016, the median compensation for Patient Care Assistants in Minneapolis-St. Paul-Bloomington, MN-WI is \$34,101. Based on the national median wage of \$28,025 for this position, this means you will spend about 22% more to employ Patient Care Assistants here. However, their actual purchasing power will be 17% greater than the national median when we adjust for regional cost of living (which is 4% higher than average). This may make it easier to attract talent to the region at this price.



Demand (Job Postings)

For Every 1,131 Unique Job Postings, Only 1,130 Positions Are Filled

If there is a gap between unique job postings and positions filled, it may indicate unmet demand for Patient Care Assistants. In the average month over the last 12 months, there were 1,131 unique job postings for Patient Care Assistants, while 1,130 positions were filled. Since unique job postings and positions filled were roughly equal, there doesn't seem to be any unmet demand here.



Demand (Job Postings) - Cont.

608 Companies Are Competing for Talent





















In the last 12 months, 608 companies in Minneapolis-St. Paul-Bloomington, MN-WI competed to hire Patient Care Assistants. The top 10 competitors and their job posting activity are listed below. Higher ratios of total postings to unique postings may suggest more intense hiring activity, as companies go to greater lengths to fill those positions.

Company	Total/Unique Job Postings (Jun 2017 - May 2018)	Posting Intensity	Unique Postings Trend (Jun 2017 - May 2018)
[Unknown]	1,671 / 541	3 : 1	
Allina Medical Clinic - Nicollet Mall	2,433 / 240	10 : 1	
Fairview Health Services	1,469 / 225	7 : 1	
Healthpartners, Inc.	955 / 201	5 : 1	
Monarch Healthcare Inc	1,155 / 196	6 : 1	
Fresenius Medical Care	661 / 142	5 : 1	
Allina Health System	1,230 / 119	10 : 1	
Augustana Care	310 / 117	3 : 1	
Clinical Staffing, Inc.	274 / 111	2 : 1	
Evangelical Lutheran Good Samaritan Society	542 / 110	5 : 1	

Graduate Pipeline

34 Schools Are Producing Graduates

Over the last 5 years, 34 schools in Minneapolis-St. Paul-Bloomington, MN-WI produced graduates relevant to Patient Care Assistants. The top 10 schools are listed below. The highest share of these graduates come from Nursing Assistant/Aide and Patient Care Assistant/Aide programs.

School	Relevant Graduates (2017)	Graduate Trend (2013 - 2017)
Century College	240 	
Anoka Technical College	215 	
Saint Paul College	198 	
Minneapolis Community and Technical College	167 	
Dakota County Technical College	150 	
Walden University	125 	
Hennepin Technical College	80 	
Normandale Community College	73 	
Summit Academy Opportunities Industrialization Center	62 	
Minneapolis Business College	48 	

● Certificate
 ● Associate's
 ● Bachelor's
 ● Master's or Higher